



Name: \_\_\_\_\_

Worksheet : 04

Class: Nursery

Subject: English

Date: \_\_/\_\_/2020

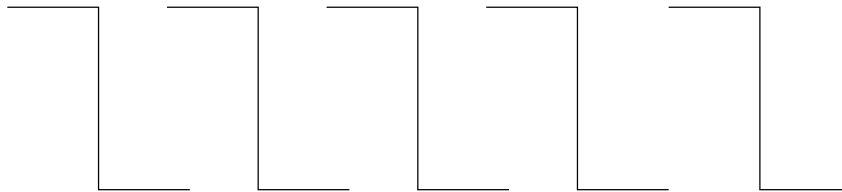
Q1 Write letters from P to T

Q2. Draw 5 Standing lines with Green colour Crayon

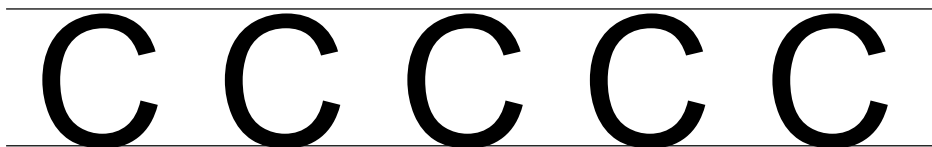
Q3. Complete the missing

A \_\_\_\_\_ D \_\_\_\_\_ F \_\_\_\_\_ J \_\_\_\_\_

Q4. Draw the following stroke 5 times using Black Crayon



Q5. Draw the given curve 10 times



Q6. Draw an orange and stick pulses (Masoor Dal) to decorate it.



# GOLDEN DAYS UNIVERSAL SCHOOL

Name: \_\_\_\_\_

Worksheet : 05

Class: Nursery

Subject: English

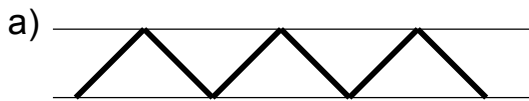
Date: \_\_/\_\_/2020

Q1 Write the letters from U to Z

Q2 Match the same letters

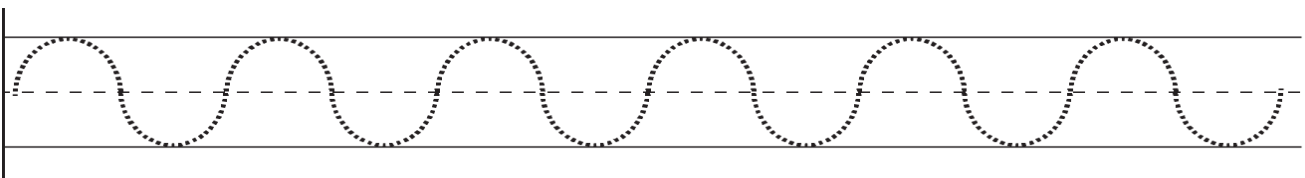
J ●	● L
O ●	● Q
L ●	● O
Q ●	● J
A ●	● A

Q3 Draw the given curves 10 times using Brown Crayon



Q4 Draw an Oval and scribble it using Yellow Crayon

Q5 Draw the given stroke and print with finger using water colour



Q6 Draw 5 Slanting lines and stick different colour of Threads on it.



# GOLDEN DAYS UNIVERSAL SCHOOL

Name: \_\_\_\_\_

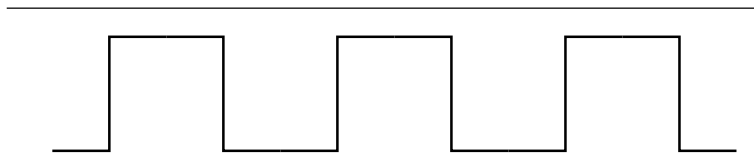
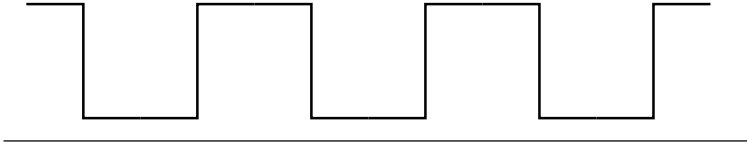
Worksheet : 06

Class: Nursery

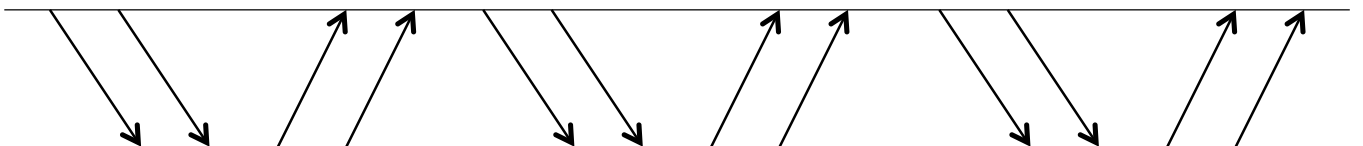
Subject: English

Date: \_\_/\_\_/2020

Q1 Draw the given strokes

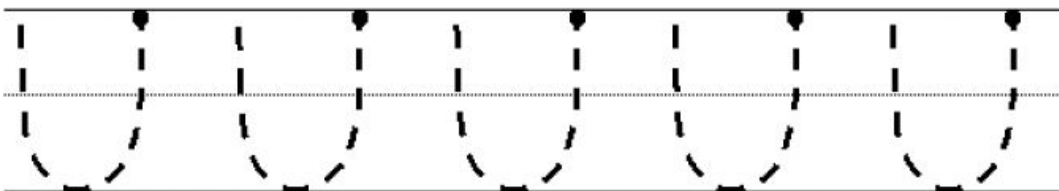
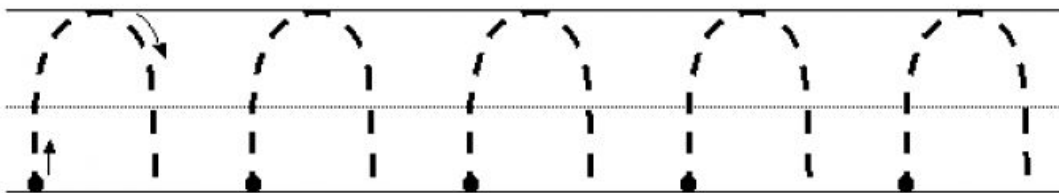


Q2 Using Black crayon draw the following strokes



Q3 Draw a ball and print with water colour using your Thumb .

Q4 Draw the given strokes by tracing it and using colouring it with orange colour.



Q5 Draw 5 left slanting lines and paste Yellow colour Pulses on it